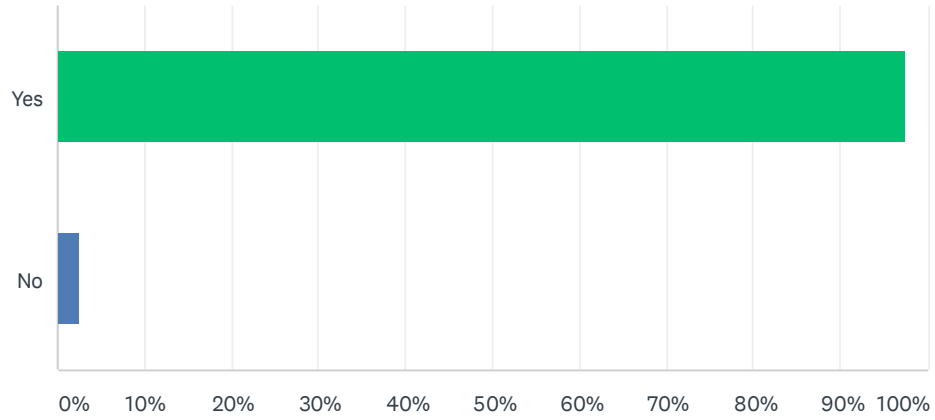


Q1 Are you a Tioga County Resident?

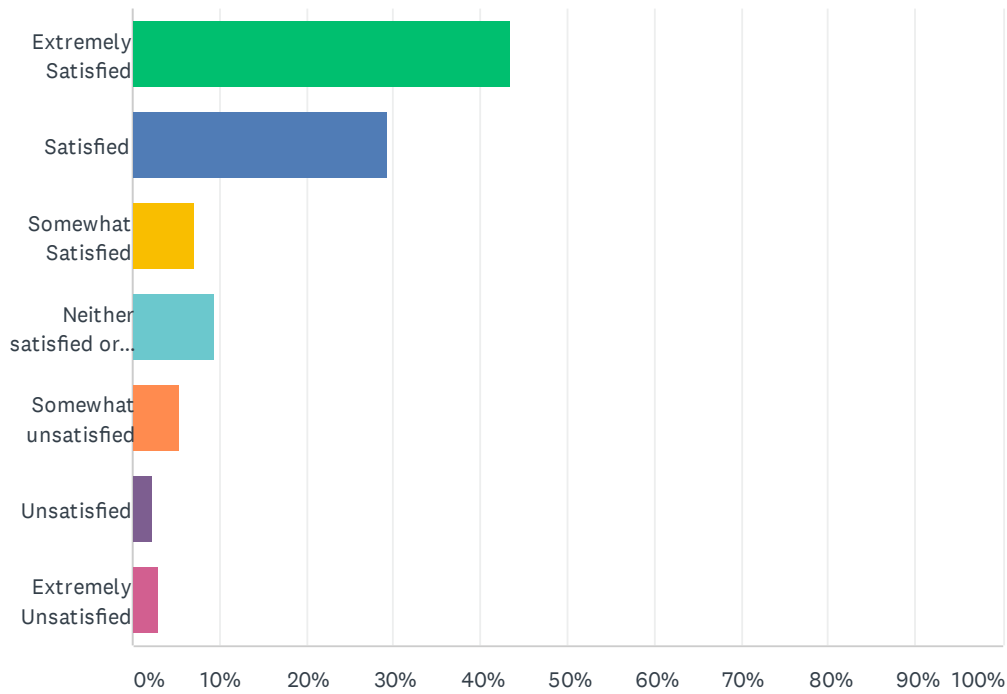
Answered: 573 Skipped: 2



| ANSWER CHOICES | RESPONSES | |
|----------------|-----------|-----|
| Yes | 97.56% | 559 |
| No | 2.44% | 14 |
| TOTAL | | 573 |

Q2 Please rate your satisfaction with the services provided by the Tioga County Sheriff's Department.

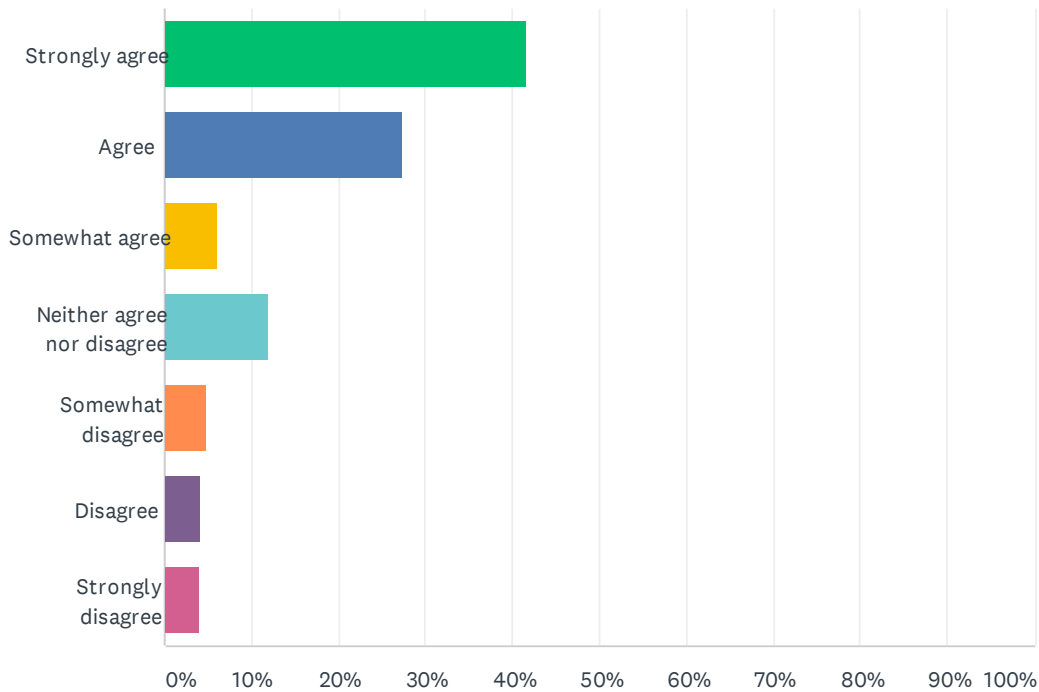
Answered: 574 Skipped: 1



| ANSWER CHOICES | RESPONSES | |
|----------------------------------|-----------|------------|
| Extremely Satisfied | 43.55% | 250 |
| Satisfied | 29.27% | 168 |
| Somewhat Satisfied | 7.14% | 41 |
| Neither satisfied or unsatisfied | 9.41% | 54 |
| Somewhat unsatisfied | 5.40% | 31 |
| Unsatisfied | 2.26% | 13 |
| Extremely Unsatisfied | 2.96% | 17 |
| TOTAL | | 574 |

Q3 How do you feel about the following statement: "The Tioga County Sheriff's Department treats people fairly."

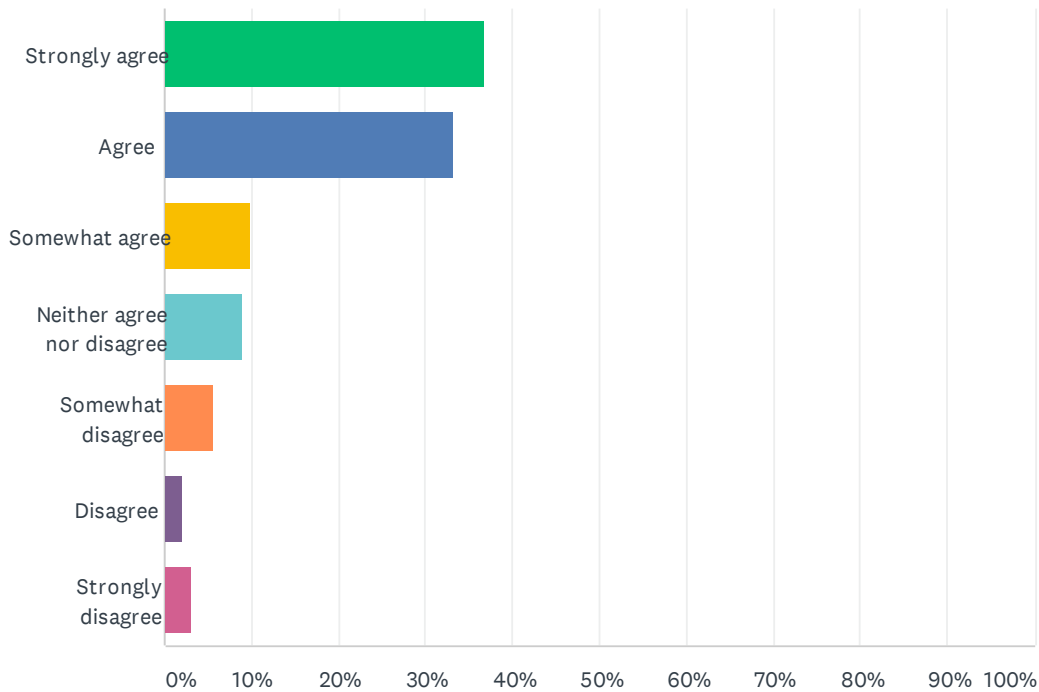
Answered: 572 Skipped: 3



| ANSWER CHOICES | RESPONSES | |
|----------------------------|-----------|------------|
| Strongly agree | 41.61% | 238 |
| Agree | 27.45% | 157 |
| Somewhat agree | 6.12% | 35 |
| Neither agree nor disagree | 11.89% | 68 |
| Somewhat disagree | 4.72% | 27 |
| Disagree | 4.20% | 24 |
| Strongly disagree | 4.02% | 23 |
| TOTAL | | 572 |

Q4 How do you feel about the following statement: "The Tioga County Sheriff's Department does a good job at fighting crime."

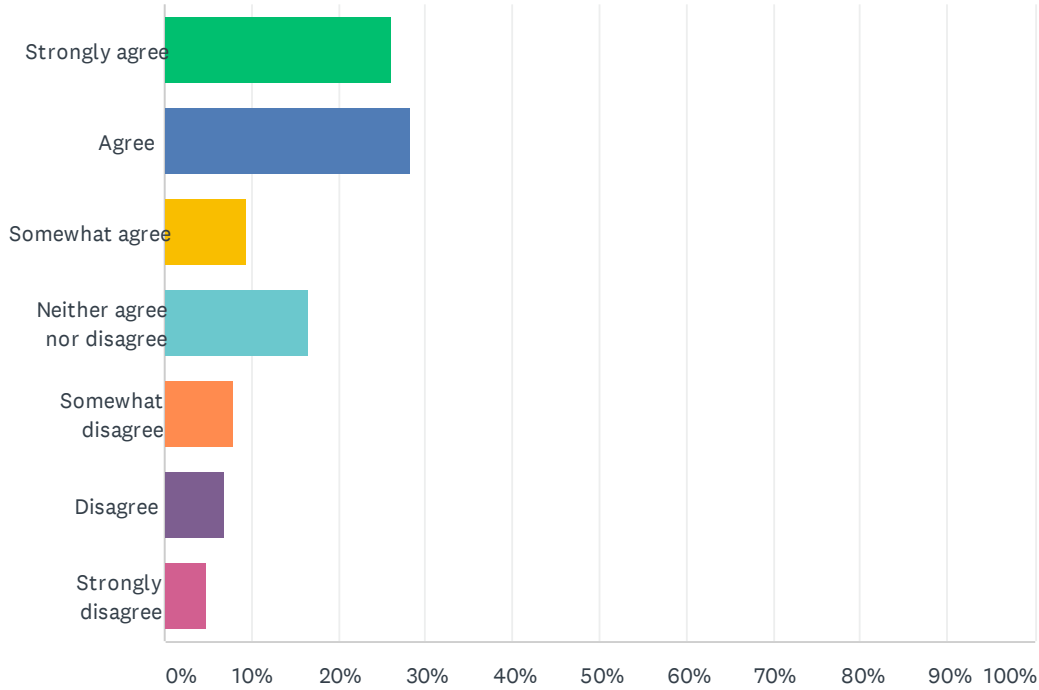
Answered: 574 Skipped: 1



| ANSWER CHOICES | RESPONSES | |
|----------------------------|-----------|------------|
| Strongly agree | 36.76% | 211 |
| Agree | 33.28% | 191 |
| Somewhat agree | 9.93% | 57 |
| Neither agree nor disagree | 9.06% | 52 |
| Somewhat disagree | 5.75% | 33 |
| Disagree | 2.09% | 12 |
| Strongly disagree | 3.14% | 18 |
| TOTAL | | 574 |

Q5 "Community policing" is a system where the police work closely with community members to solve problems together. The goal is for the police and the public to work together to prevent crime and solve problems in the community. Based on the definition above, how do you feel about the following statement: "The Tioga County Sheriff's Department uses a system of community policing well."

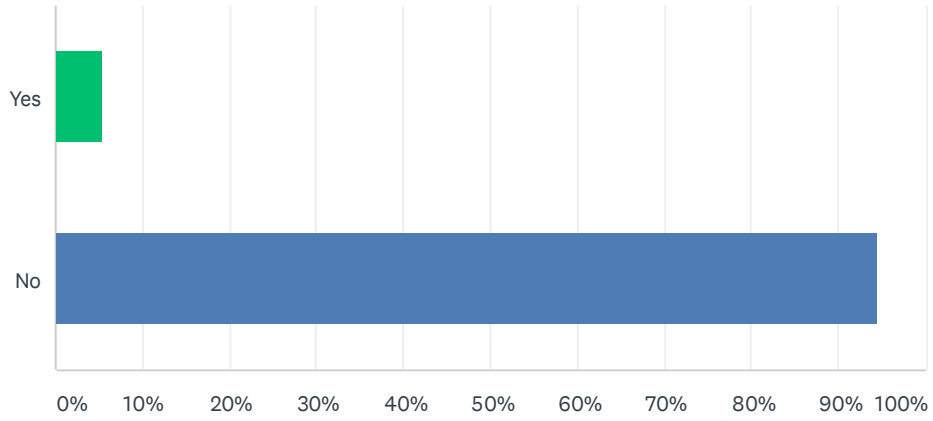
Answered: 572 Skipped: 3



| ANSWER CHOICES | RESPONSES | |
|----------------------------|-----------|------------|
| Strongly agree | 26.22% | 150 |
| Agree | 28.15% | 161 |
| Somewhat agree | 9.44% | 54 |
| Neither agree nor disagree | 16.43% | 94 |
| Somewhat disagree | 8.04% | 46 |
| Disagree | 6.82% | 39 |
| Strongly disagree | 4.90% | 28 |
| TOTAL | | 572 |

Q6 In the past 2 years, has the Tioga County Sheriff's Department issued you a traffic violation (such as a speeding ticket)?

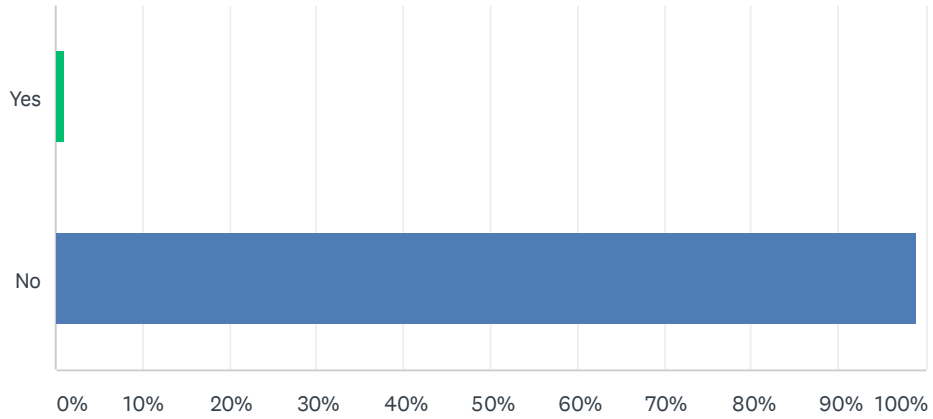
Answered: 574 Skipped: 1



| ANSWER CHOICES | RESPONSES | |
|----------------|-----------|-----|
| Yes | 5.40% | 31 |
| No | 94.60% | 543 |
| TOTAL | | 574 |

Q7 In the past 2 years, has the Tioga County Sheriff's Department investigated you for a possible crime?

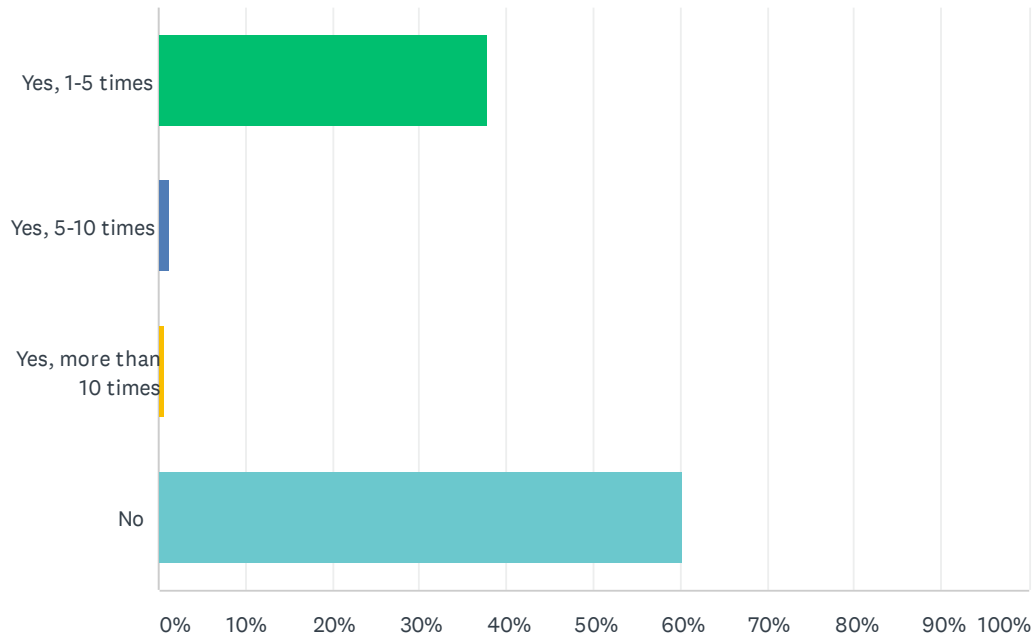
Answered: 573 Skipped: 2



| ANSWER CHOICES | RESPONSES | |
|----------------|-----------|-----|
| Yes | 1.05% | 6 |
| No | 98.95% | 567 |
| TOTAL | | 573 |

Q8 In the past 2 years, have you called Tioga County 911 for any reason?

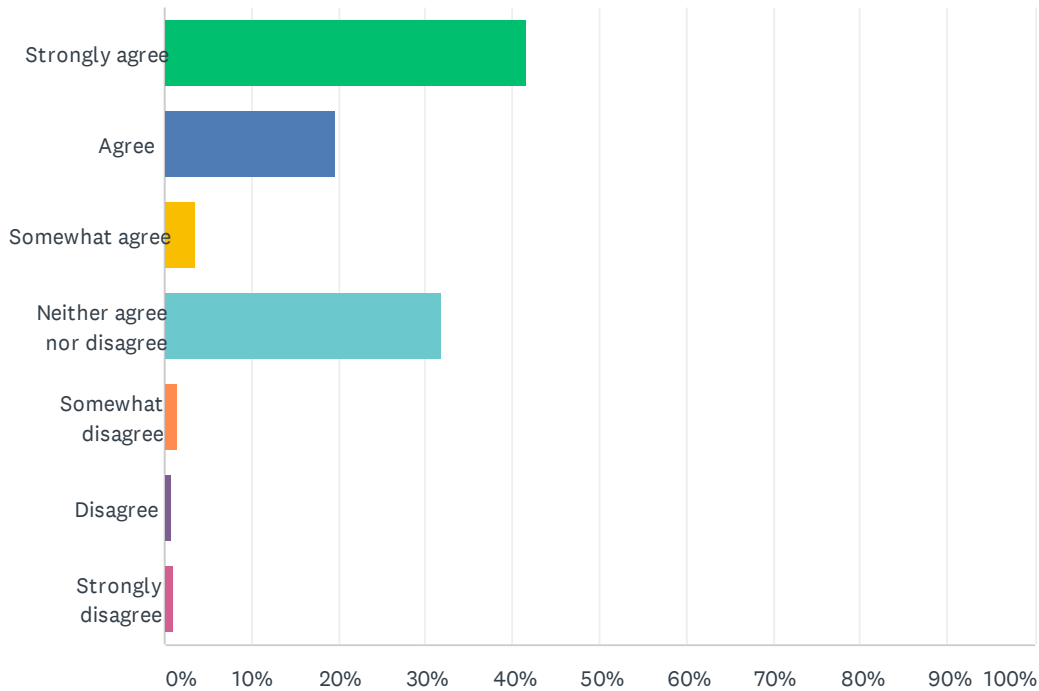
Answered: 575 Skipped: 0



| ANSWER CHOICES | RESPONSES | |
|-------------------------|-----------|------------|
| Yes, 1-5 times | 37.91% | 218 |
| Yes, 5-10 times | 1.22% | 7 |
| Yes, more than 10 times | 0.70% | 4 |
| No | 60.17% | 346 |
| TOTAL | | 575 |

Q9 If you answered "yes" to the previous question, how do you feel about this statement: "The 911 operator was polite and respectful, and helped me with my emergency."

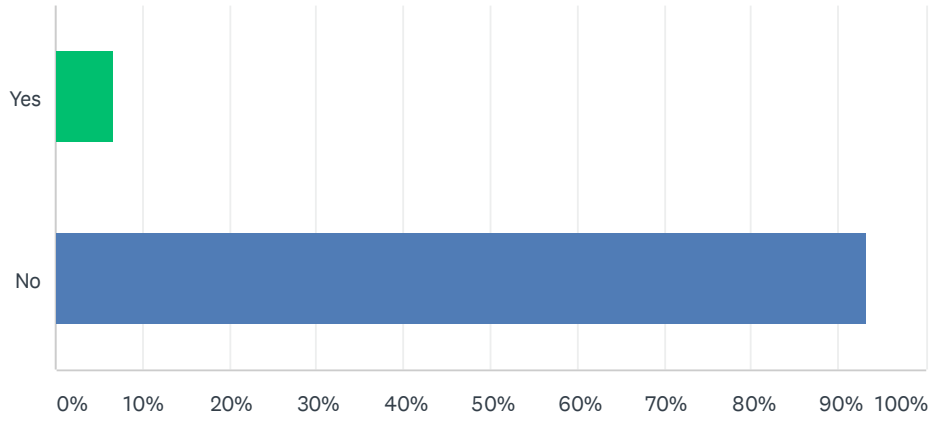
Answered: 393 Skipped: 182



| ANSWER CHOICES | RESPONSES | |
|----------------------------|-----------|-----|
| Strongly agree | 41.73% | 164 |
| Agree | 19.59% | 77 |
| Somewhat agree | 3.56% | 14 |
| Neither agree nor disagree | 31.81% | 125 |
| Somewhat disagree | 1.53% | 6 |
| Disagree | 0.76% | 3 |
| Strongly disagree | 1.02% | 4 |
| TOTAL | | 393 |

Q10 In the past 2 years, have you been a victim of a crime that was investigated by the Tioga County Sheriff's Department?

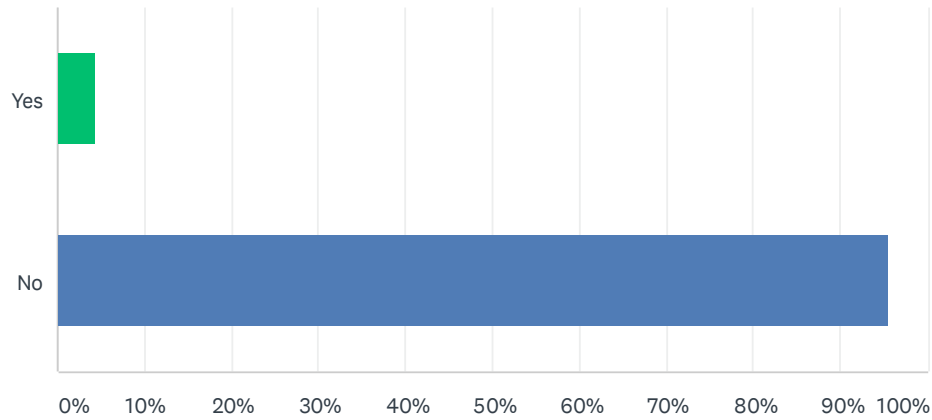
Answered: 572 Skipped: 3



| ANSWER CHOICES | RESPONSES | |
|----------------|-----------|-----|
| Yes | 6.64% | 38 |
| No | 93.36% | 534 |
| TOTAL | | 572 |

Q11 In the past 2 years, have you or someone else on your behalf called the Tioga County Sheriff's Department because of a domestic or family dispute?

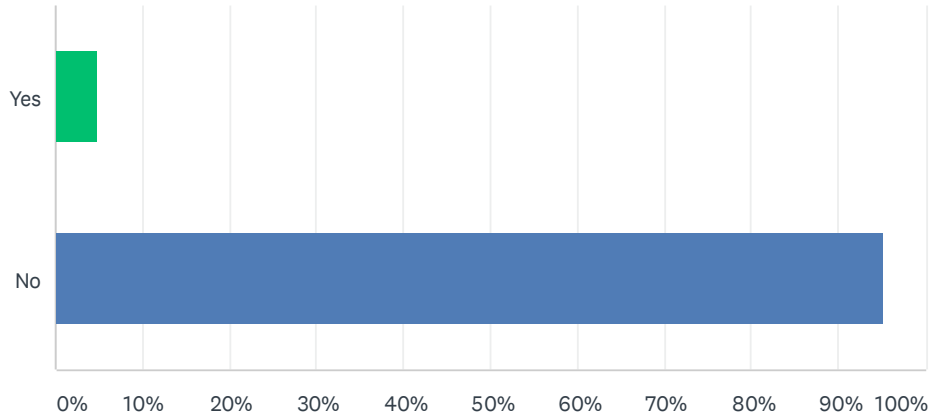
Answered: 574 Skipped: 1



| ANSWER CHOICES | RESPONSES |
|----------------|------------|
| Yes | 4.36% 25 |
| No | 95.64% 549 |
| TOTAL | 574 |

Q12 In the past 2 years, have you called the Tioga County Sheriff's Department needing help because you or another person were in a mental health crisis?

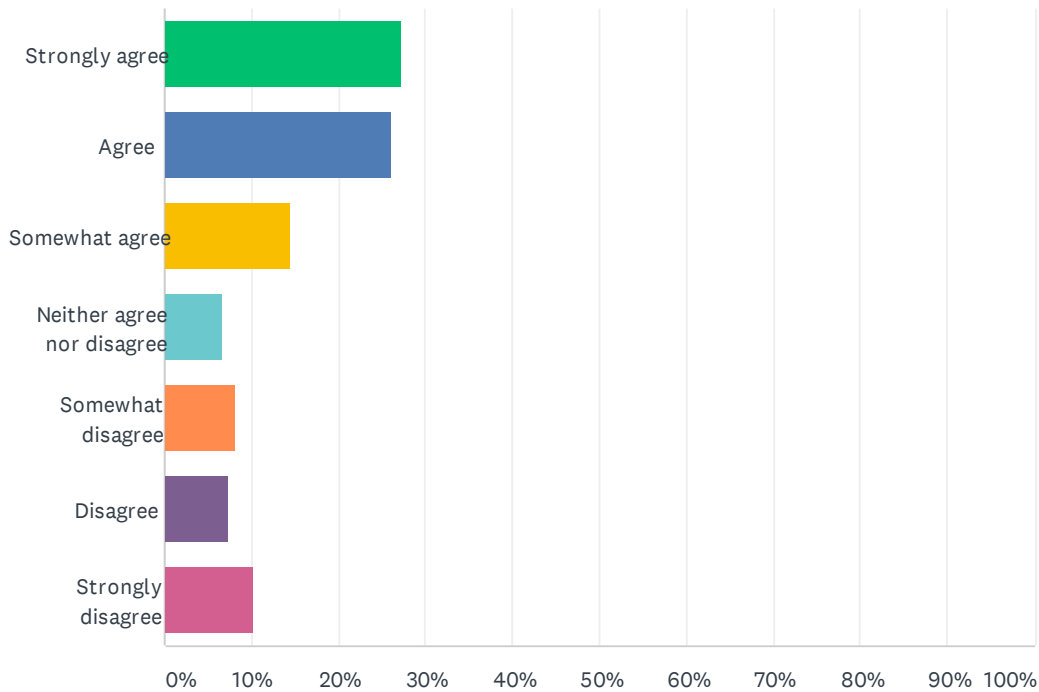
Answered: 573 Skipped: 2



| ANSWER CHOICES | RESPONSES | |
|----------------|-----------|-----|
| Yes | 4.71% | 27 |
| No | 95.29% | 546 |
| TOTAL | | 573 |

Q13 How do you feel about the following statement: "Police should be sent to respond to people in emotional distress or in a mental health crisis."

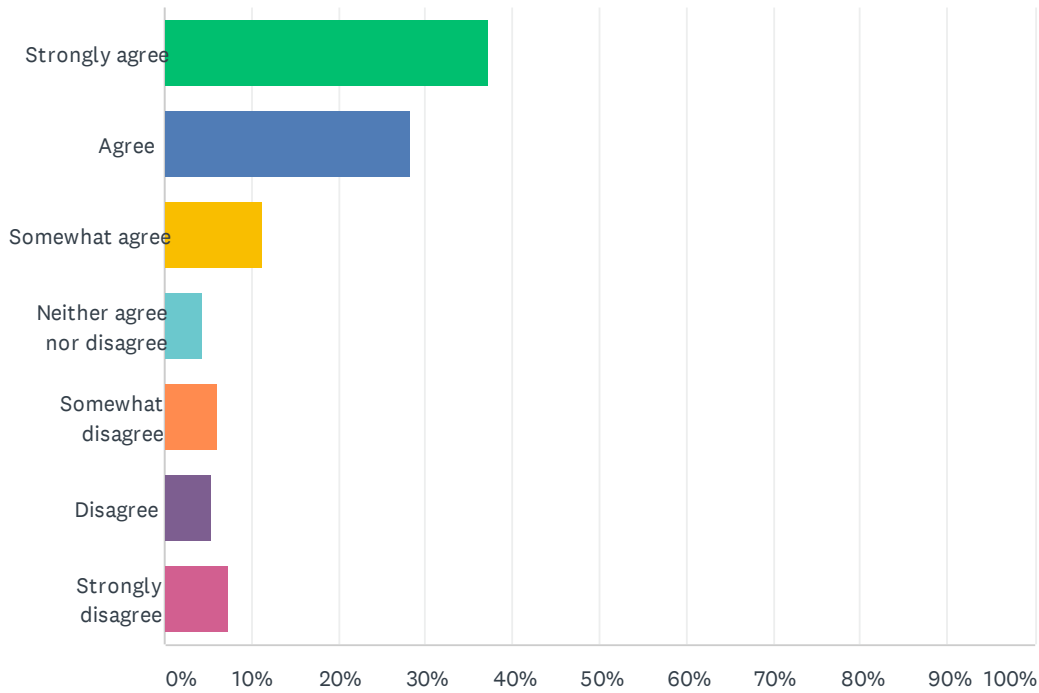
Answered: 571 Skipped: 4



| ANSWER CHOICES | RESPONSES | |
|----------------------------|-----------|------------|
| Strongly agree | 27.15% | 155 |
| Agree | 26.09% | 149 |
| Somewhat agree | 14.36% | 82 |
| Neither agree nor disagree | 6.65% | 38 |
| Somewhat disagree | 8.23% | 47 |
| Disagree | 7.36% | 42 |
| Strongly disagree | 10.16% | 58 |
| TOTAL | | 571 |

Q14 How do you feel about the following statement: "Police should be sent to respond to people with drug or alcohol problems, or people who have overdosed."

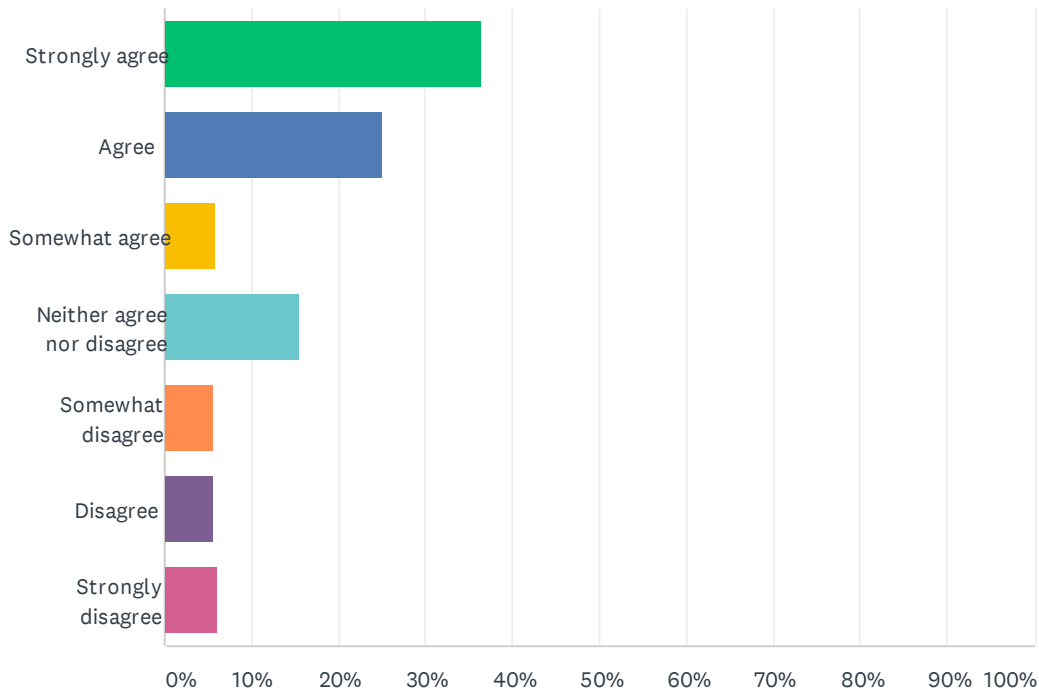
Answered: 572 Skipped: 3



| ANSWER CHOICES | RESPONSES | |
|----------------------------|-----------|------------|
| Strongly agree | 37.24% | 213 |
| Agree | 28.15% | 161 |
| Somewhat agree | 11.36% | 65 |
| Neither agree nor disagree | 4.37% | 25 |
| Somewhat disagree | 6.12% | 35 |
| Disagree | 5.42% | 31 |
| Strongly disagree | 7.34% | 42 |
| TOTAL | | 572 |

Q15 How do you feel about the following statement: "The Tioga County Sheriff's Department treats people from all walks of life equally."

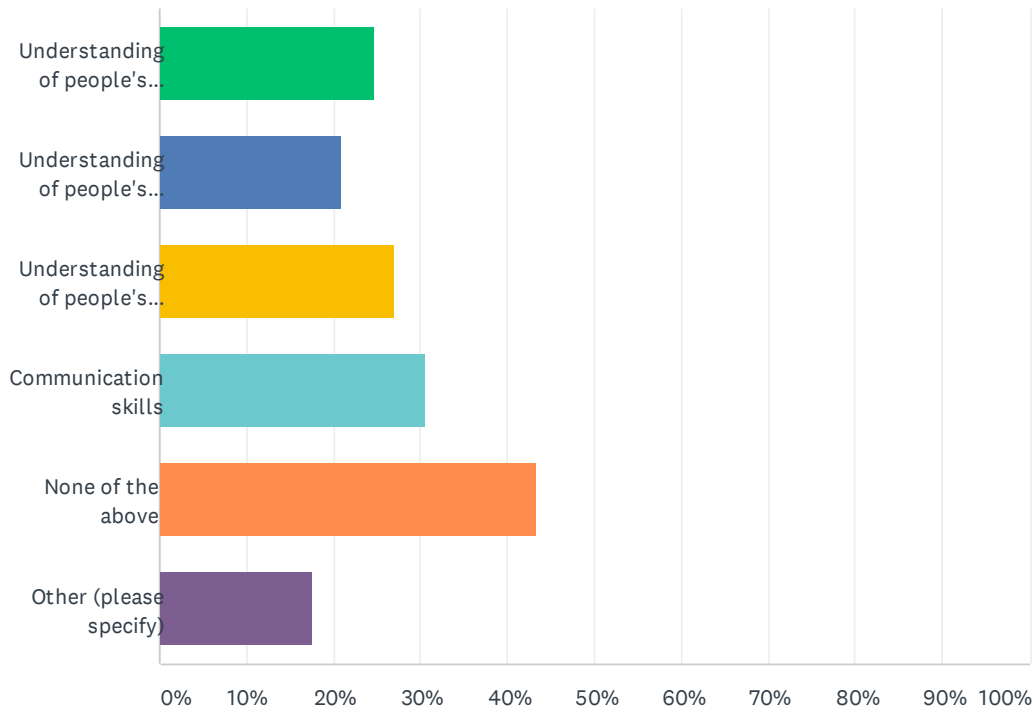
Answered: 572 Skipped: 3



| ANSWER CHOICES | RESPONSES | |
|----------------------------|-----------|------------|
| Strongly agree | 36.36% | 208 |
| Agree | 25.17% | 144 |
| Somewhat agree | 5.77% | 33 |
| Neither agree nor disagree | 15.38% | 88 |
| Somewhat disagree | 5.59% | 32 |
| Disagree | 5.59% | 32 |
| Strongly disagree | 6.12% | 35 |
| TOTAL | | 572 |

Q16 Which of the following areas do you think the Tioga County Sheriff's Department needs more education, awareness, and/or training?

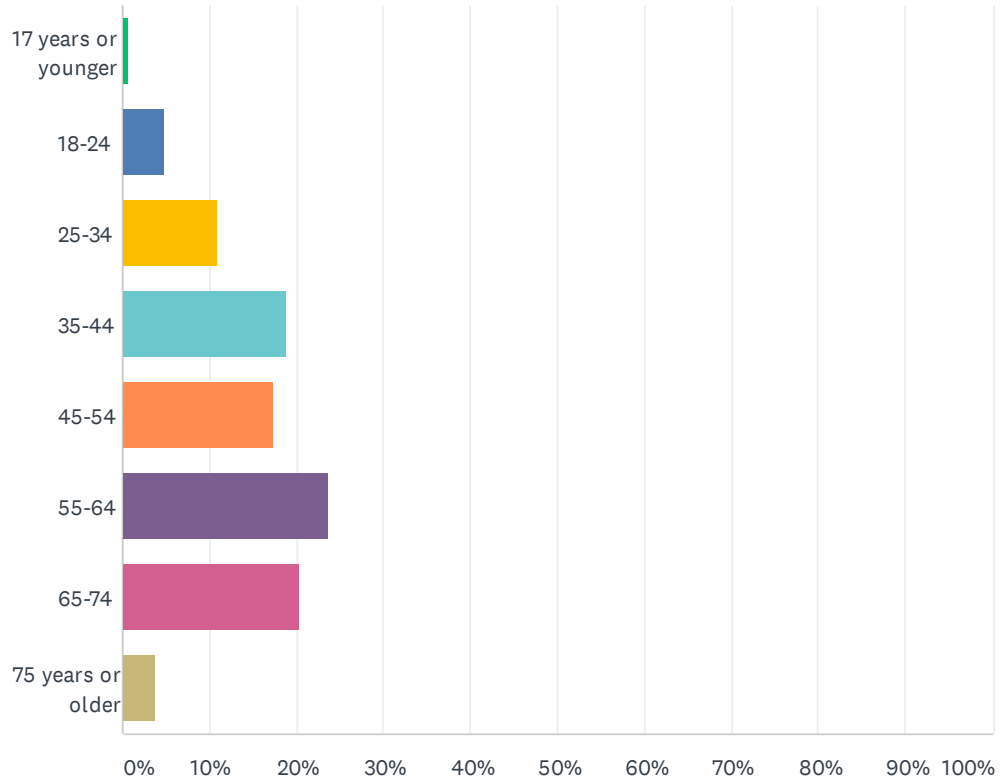
Answered: 566 Skipped: 9



| ANSWER CHOICES | RESPONSES | |
|---|-----------|-----|
| Understanding of people's culture | 24.73% | 140 |
| Understanding of people's personal identity | 21.02% | 119 |
| Understanding of people's backgrounds | 27.03% | 153 |
| Communication skills | 30.57% | 173 |
| None of the above | 43.29% | 245 |
| Other (please specify) | 17.67% | 100 |
| Total Respondents: 566 | | |

Q19 What is your age group

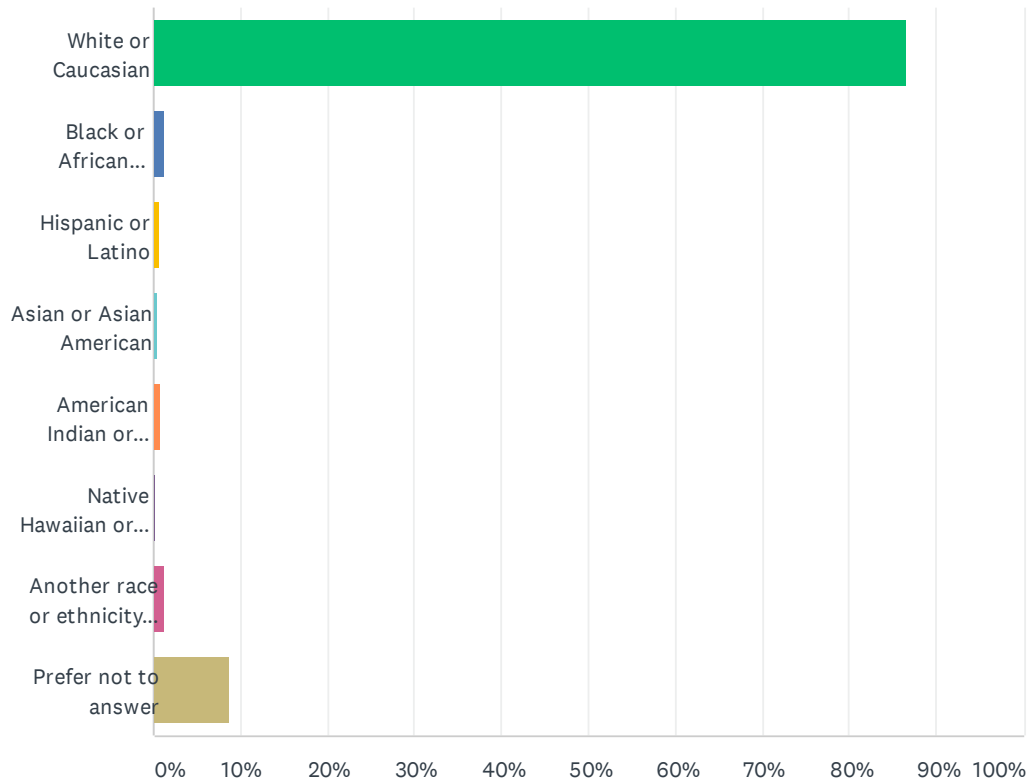
Answered: 572 Skipped: 3



| ANSWER CHOICES | RESPONSES | |
|---------------------|-----------|------------|
| 17 years or younger | 0.52% | 3 |
| 18-24 | 4.90% | 28 |
| 25-34 | 10.84% | 62 |
| 35-44 | 18.88% | 108 |
| 45-54 | 17.31% | 99 |
| 55-64 | 23.60% | 135 |
| 65-74 | 20.28% | 116 |
| 75 years or older | 3.67% | 21 |
| TOTAL | | 572 |

Q21 What is your race or ethnicity?

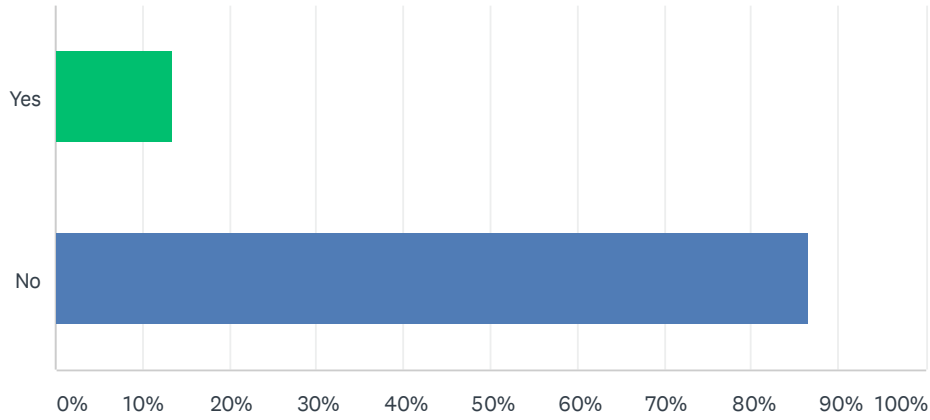
Answered: 570 Skipped: 5



| ANSWER CHOICES | RESPONSES | |
|---|-----------|------------|
| White or Caucasian | 86.67% | 494 |
| Black or African American | 1.23% | 7 |
| Hispanic or Latino | 0.70% | 4 |
| Asian or Asian American | 0.35% | 2 |
| American Indian or Alaska Native | 0.88% | 5 |
| Native Hawaiian or other Pacific Islander | 0.18% | 1 |
| Another race or ethnicity not listed | 1.23% | 7 |
| Prefer not to answer | 8.77% | 50 |
| TOTAL | | 570 |

Q22 Are you a member of the US military, either past or present?

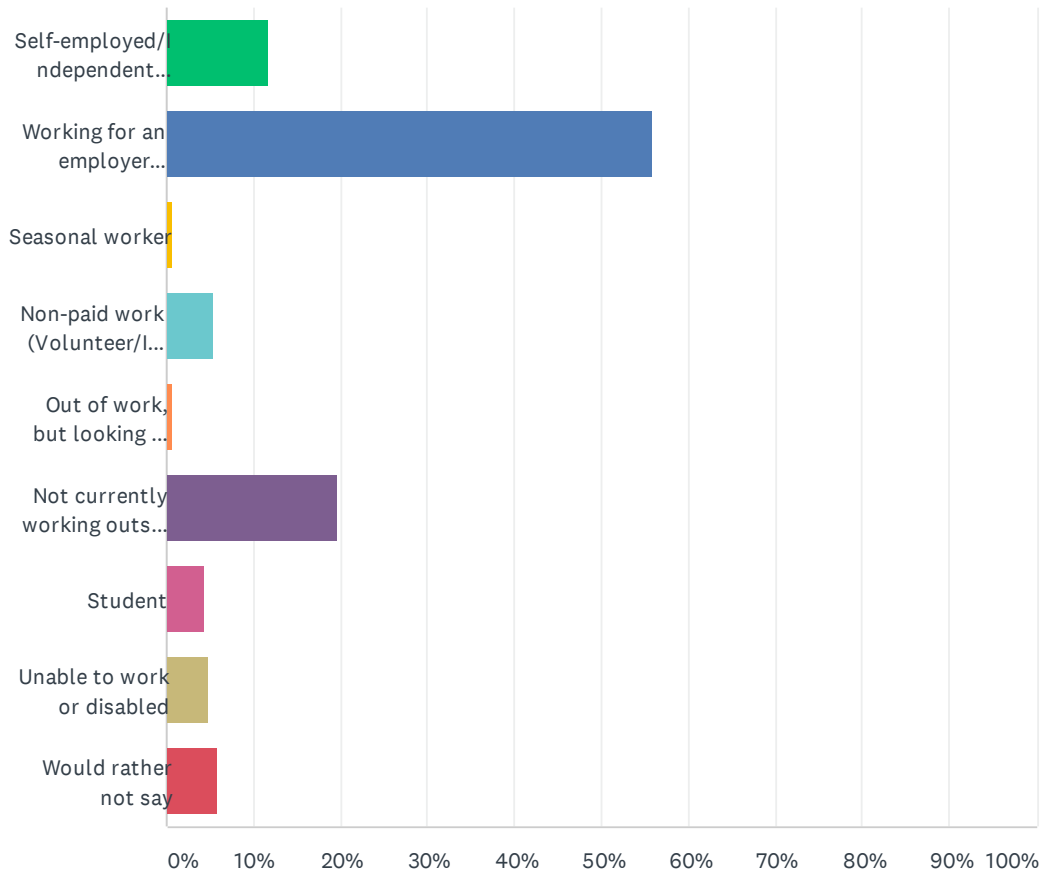
Answered: 572 Skipped: 3



| ANSWER CHOICES | RESPONSES | |
|----------------|-----------|-----|
| Yes | 13.29% | 76 |
| No | 86.71% | 496 |
| TOTAL | | 572 |

Q23 What is your current work or job standing? (Check all that apply)

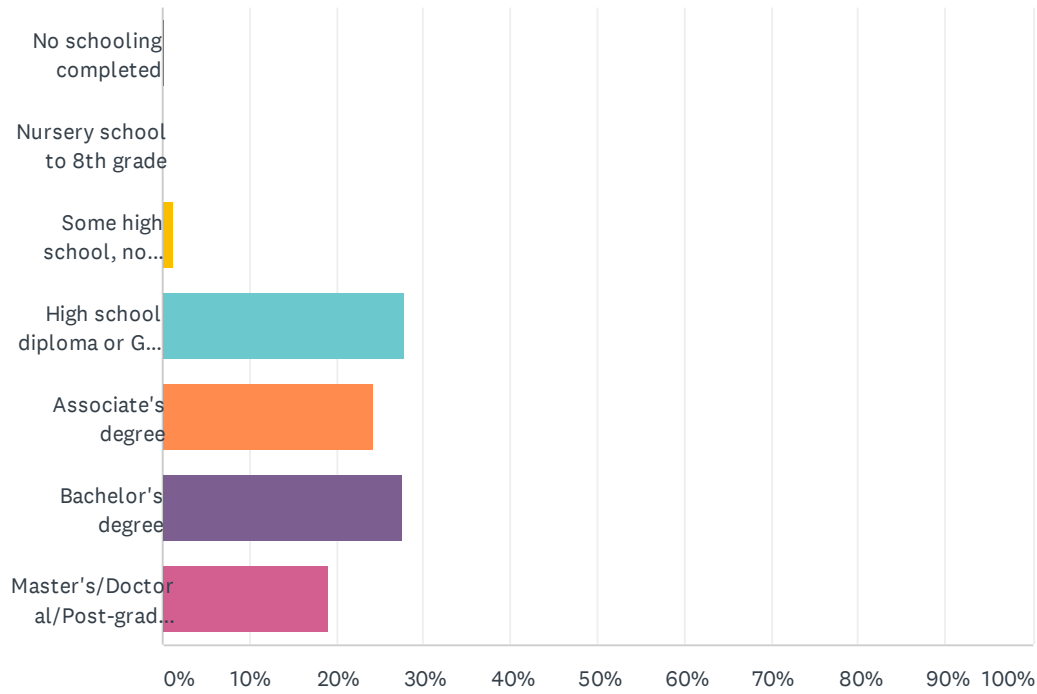
Answered: 569 Skipped: 6



| ANSWER CHOICES | RESPONSES | |
|---|-----------|-----|
| Self-employed/Independent contractor/Freelance | 11.78% | 67 |
| Working for an employer (either for hourly wage or salary) | 55.89% | 318 |
| Seasonal worker | 0.53% | 3 |
| Non-paid work (Volunteer/Intern) | 5.45% | 31 |
| Out of work, but looking for work | 0.70% | 4 |
| Not currently working outside of the home (i.e. Out of work but not looking for work/Retired/Homemaker) | 19.68% | 112 |
| Student | 4.39% | 25 |
| Unable to work or disabled | 4.75% | 27 |
| Would rather not say | 5.80% | 33 |
| Total Respondents: 569 | | |

Q24 What is your highest degree or grade completed?

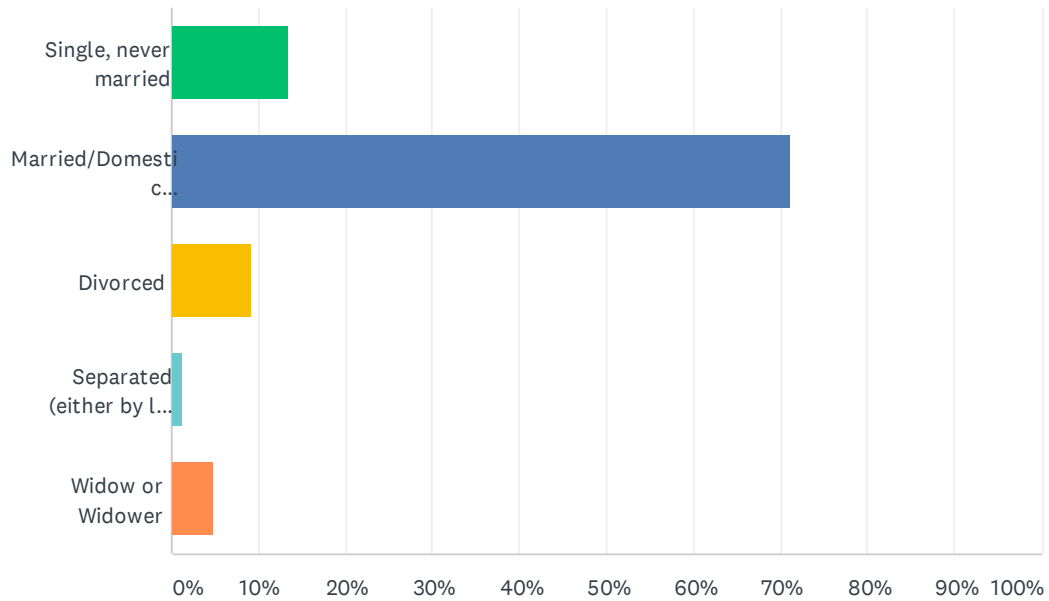
Answered: 570 Skipped: 5



| ANSWER CHOICES | RESPONSES | |
|---|-----------|------------|
| No schooling completed | 0.18% | 1 |
| Nursery school to 8th grade | 0.00% | 0 |
| Some high school, no diploma | 1.23% | 7 |
| High school diploma or GED or HSED (high school equivalency degree) | 27.89% | 159 |
| Associate's degree | 24.21% | 138 |
| Bachelor's degree | 27.54% | 157 |
| Master's/Doctoral/Post-graduate degree | 18.95% | 108 |
| TOTAL | | 570 |

Q25 What best describes your current marriage status?

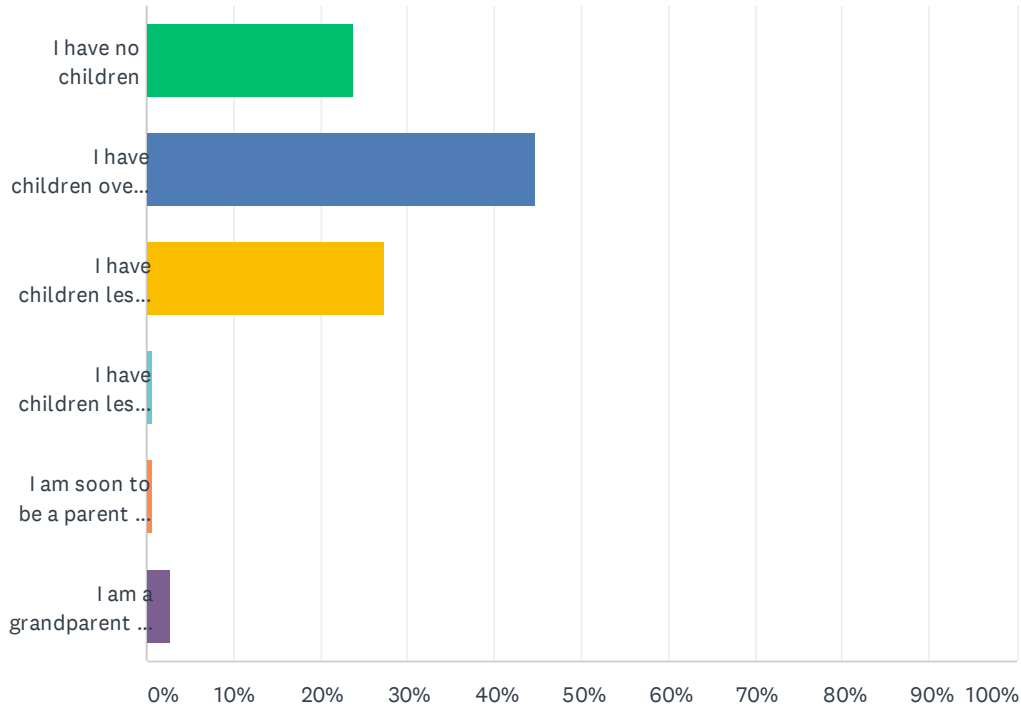
Answered: 573 Skipped: 2



| ANSWER CHOICES | RESPONSES | |
|--|-----------|------------|
| Single, never married | 13.44% | 77 |
| Married/Domestic partnership/Committed relationship | 71.20% | 408 |
| Divorced | 9.25% | 53 |
| Separated (either by law or by not living in the same household) | 1.22% | 7 |
| Widow or Widower | 4.89% | 28 |
| TOTAL | | 573 |

Q26 Are you a parent or responsible for/raising any children?

Answered: 569 Skipped: 6



| ANSWER CHOICES | RESPONSES | |
|---|-----------|------------|
| I have no children | 23.90% | 136 |
| I have children over 18 years old | 44.82% | 255 |
| I have children less than 18 years old in my care | 27.42% | 156 |
| I have children less than 18 years old NOT in my care | 0.70% | 4 |
| I am soon to be a parent of a new baby (pregnant or expecting parent) | 0.53% | 3 |
| I am a grandparent of grandchildren who live with me | 2.64% | 15 |
| TOTAL | | 569 |