

Table: ACSDP5Y2021.DP05


DEMOGRAPHIC CHARACTERISTICS			
American Community Survey 2017-2021		Spencer town, Tioga County, New York	
Label	Estimate	Percent	
SEX AND AGE			
Total population	2,987	2,987	
Male	1,490	49.9%	
Female	1,497	50.1%	
Sex ratio (males per 100 females)	99.5	(X)	
Under 5 years	152	5.1%	
5 to 9 years	199	6.7%	
10 to 14 years	236	7.9%	
15 to 19 years	124	4.2%	
20 to 24 years	182	6.1%	
25 to 34 years	547	18.3%	
35 to 44 years	257	8.6%	
45 to 54 years	474	15.9%	
55 to 59 years	204	6.8%	
60 to 64 years	146	4.9%	
65 to 74 years	233	7.8%	
75 to 84 years	147	4.9%	
85 years and over	86	2.9%	
Median age (years)	36.1	(X)	
Under 18 years	682	22.8%	
16 years and over	2,369	79.3%	
18 years and over	2,305	77.2%	
21 years and over	2,252	75.4%	
62 years and over	524	17.5%	
65 years and over	466	15.6%	
18 years and over	2,305	2,305	
Male	1,158	50.2%	
Female	1,147	49.8%	
Sex ratio (males per 100 females)	101.0	(X)	
65 years and over	466	466	
Male	236	50.6%	
Female	230	49.4%	
Sex ratio (males per 100 females)	102.6	(X)	
RACE			
Total population	2,987	2,987	
One race	2,911	97.5%	
Two or more races	76	2.5%	

Table: ACSDP5Y2021.DP05

DEMOGRAPHIC CHARACTERISTICS		United States® Census Bureau
American Community Survey 2017-2021	Spencer town, Tioga County, New York	
Label	Estimate	Percent
One race	2,911	97.5%
White	2,829	94.7%
Black or African American	13	0.4%
American Indian and Alaska Native	4	0.1%
Cherokee tribal grouping	0	0.0%
Chippewa tribal grouping	0	0.0%
Navajo tribal grouping	0	0.0%
Sioux tribal grouping	0	0.0%
Asian	65	2.2%
Asian Indian	0	0.0%
Chinese	0	0.0%
Filipino	0	0.0%
Japanese	0	0.0%
Korean	0	0.0%
Vietnamese	22	0.7%
Other Asian	43	1.4%
Native Hawaiian and Other Pacific Islander	0	0.0%
Native Hawaiian	0	0.0%
Chamorro	0	0.0%
Samoan	0	0.0%
Other Pacific Islander	0	0.0%
Some other race	0	0.0%
Two or more races	76	2.5%
White and Black or African American	2	0.1%
White and American Indian and Alaska Native	1	0.0%
White and Asian	0	0.0%
Black or African American and American Indian and Alaska Native	0	0.0%
Race alone or in combination with one or more other races		
Total population	2,987	2,987
White	2,905	97.3%
Black or African American	80	2.7%
American Indian and Alaska Native	70	2.3%

Table: ACSDP5Y2021.DP05

DEMOGRAPHIC CHARACTERISTICS		United States® Census Bureau
American Community Survey 2017-2021	Spencer town, Tioga County, New York	
Label	Estimate	Percent
Asian	65	2.2%
Native Hawaiian and Other Pacific Islander	0	0.0%
Some other race	8	0.3%
HISPANIC OR LATINO AND RACE		
Total population	2,987	2,987
Hispanic or Latino (of any race)	29	1.0%
Mexican	9	0.3%
Puerto Rican	15	0.5%
Cuban	0	0.0%
Other Hispanic or Latino	5	0.2%
Not Hispanic or Latino	2,958	99.0%
White alone	2,818	94.3%
Black or African American alone	13	0.4%
American Indian and Alaska Native alone	0	0.0%
Asian alone	65	2.2%
Native Hawaiian and Other Pacific Islander alone	0	0.0%
Some other race alone	0	0.0%
Two or more races	62	2.1%
Two races including Some other race	2	0.1%
Two races excluding Some other race, and Three or more races	60	2.0%
Total housing units	1,362	(X)
CITIZEN, VOTING AGE POPULATION		
Citizen, 18 and over population	2,304	2,304
Male	1,158	50.3%
Female	1,146	49.7%

Table: ACSDP5Y2021.DP03


SELECTED ECONOMIC CHARACTERISTICS			
American Community Survey 2017-2021	Spencer town, Tioga County, New York		
Label	Estimate	Percent	
EMPLOYMENT STATUS			
Population 16 years and over	2,369	2,369	
In labor force	1,630	68.8%	
Civilian labor force	1,630	68.8%	
Employed	1,607	67.8%	
Unemployed	23	1.0%	
Armed Forces	0	0.0%	
Not in labor force	739	31.2%	
Civilian labor force	1,630	1,630	
Unemployment Rate	(X)	1.4%	
Females 16 years and over	1,171	1,171	
In labor force	763	65.2%	
Civilian labor force	763	65.2%	
Employed	745	63.6%	
Own children of the householder under 6 years	166	166	
All parents in family in labor force	90	54.2%	
Own children of the householder 6 to 17 years	484	484	
All parents in family in labor force	462	95.5%	
COMMUTING TO WORK			
Workers 16 years and over	1,573	1,573	
Car, truck, or van -- drove alone	1,360	86.5%	
Car, truck, or van -- carpooled	75	4.8%	
Public transportation (excluding taxicab)	0	0.0%	
Walked	10	0.6%	
Other means	46	2.9%	
Worked from home	82	5.2%	
Mean travel time to work (minutes)	27.7	(X)	
OCCUPATION			
Civilian employed population 16 years and over	1,607	1,607	
Management, business, science, and arts occupations	589	36.7%	
Service occupations	296	18.4%	

Table: ACSDP5Y2021.DP03

SELECTED ECONOMIC CHARACTERISTICS		United States® Census Bureau
American Community Survey 2017-2021	Spencer town, Tioga County, New York	
Label	Estimate	Percent
Sales and office occupations	334	20.8%
Natural resources, construction, and maintenance occupations	221	13.8%
Production, transportation, and material moving occupations	167	10.4%
INDUSTRY		
Civilian employed population 16 years and over	1,607	1,607
Agriculture, forestry, fishing and hunting, and mining	61	3.8%
Construction	121	7.5%
Manufacturing	161	10.0%
Wholesale trade	27	1.7%
Retail trade	165	10.3%
Transportation and warehousing, and utilities	74	4.6%
Information	55	3.4%
Finance and insurance, and real estate and rental and leasing	20	1.2%
Professional, scientific, and management, and administrative and waste management services	212	13.2%
Educational services, and health care and social assistance	421	26.2%
Arts, entertainment, and recreation, and accommodation and food services	139	8.6%
Other services, except public administration	81	5.0%
Public administration	70	4.4%
CLASS OF WORKER		
Civilian employed population 16 years and over	1,607	1,607

Table: ACSDP5Y2021.DP03

SELECTED ECONOMIC CHARACTERISTICS		United States [®] Census Bureau
American Community Survey 2017-2021	Spencer town, Tioga County, New York	
Label	Estimate	Percent
Private wage and salary workers	1,160	72.2%
Government workers	331	20.6%
Self-employed in own not incorporated business workers	109	6.8%
Unpaid family workers	7	0.4%
INCOME AND BENEFITS (IN 2021 INFLATION-ADJUSTED DOLLARS)		
Total households	1,229	1,229
Less than \$10,000	68	5.5%
\$10,000 to \$14,999	39	3.2%
\$15,000 to \$24,999	94	7.6%
\$25,000 to \$34,999	97	7.9%
\$35,000 to \$49,999	226	18.4%
\$50,000 to \$74,999	230	18.7%
\$75,000 to \$99,999	216	17.6%
\$100,000 to \$149,999	193	15.7%
\$150,000 to \$199,999	48	3.9%
\$200,000 or more	18	1.5%
Median household income (dollars)	57,316	(X)
Mean household income (dollars)	69,923	(X)
With earnings	966	78.6%
Mean earnings (dollars)	71,663	(X)
With Social Security	379	30.8%
Mean Social Security income (dollars)	20,745	(X)
With retirement income	259	21.1%
Mean retirement income (dollars)	22,928	(X)
With Supplemental Security Income	72	5.9%
Mean Supplemental Security Income (dollars)	6,997	(X)
With cash public assistance income	14	1.1%
Mean cash public assistance income (dollars)	2,171	(X)

Table: ACSDP5Y2021.DP03

SELECTED ECONOMIC CHARACTERISTICS		United States® Census Bureau
American Community Survey 2017-2021	Spencer town, Tioga County, New York	
Label	Estimate	Percent
With Food Stamp/SNAP benefits in the past 12 months	152	12.4%
Families	822	822
Less than \$10,000	18	2.2%
\$10,000 to \$14,999	9	1.1%
\$15,000 to \$24,999	48	5.8%
\$25,000 to \$34,999	42	5.1%
\$35,000 to \$49,999	170	20.7%
\$50,000 to \$74,999	170	20.7%
\$75,000 to \$99,999	118	14.4%
\$100,000 to \$149,999	181	22.0%
\$150,000 to \$199,999	51	6.2%
\$200,000 or more	15	1.8%
Median family income (dollars)	66,705	(X)
Mean family income (dollars)	81,957	(X)
Per capita income (dollars)	29,195	(X)
Nonfamily households	407	407
Median nonfamily income (dollars)	33,750	(X)
Mean nonfamily income (dollars)	37,833	(X)
Median earnings for workers (dollars)	35,132	(X)
Median earnings for male full- time, year-round workers (dollars)	47,500	(X)
Median earnings for female full- time, year-round workers (dollars)	38,458	(X)
HEALTH INSURANCE COVERAGE		
Civilian noninstitutionalized population	2,964	2,964
With health insurance coverage	2,814	94.9%
With private health insurance	2,076	70.0%
With public coverage	1,138	38.4%

Table: ACSDP5Y2021.DP03

SELECTED ECONOMIC CHARACTERISTICS		United States® Census Bureau
American Community Survey 2017-2021	Spencer town, Tioga County, New York	
Label	Estimate	Percent
No health insurance coverage	150	5.1%
Civilian noninstitutionalized population under 19 years	684	684
No health insurance coverage	9	1.3%
Civilian noninstitutionalized population 19 to 64 years	1,814	1,814
In labor force:	1,516	1,516
Employed:	1,499	1,499
With health insurance coverage	1,381	92.1%
With private health insurance	1,239	82.7%
With public coverage	218	14.5%
No health insurance coverage	118	7.9%
Unemployed:	17	17
With health insurance coverage	17	100.0%
With private health insurance	16	94.1%
With public coverage	3	17.6%
No health insurance coverage	0	0.0%
Not in labor force:	298	298
With health insurance coverage	275	92.3%
With private health insurance	170	57.0%
With public coverage	157	52.7%
No health insurance coverage	23	7.7%
PERCENTAGE OF FAMILIES AND PEOPLE WHOSE INCOME IN THE PAST 12 MONTHS IS BELOW THE POVERTY LEVEL		
All families	(X)	6.2%
With related children of the householder under 18 years	(X)	11.3%

Table: ACSDP5Y2021.DP03

SELECTED ECONOMIC CHARACTERISTICS		United States® Census Bureau
American Community Survey 2017-2021	Spencer town, Tioga County, New York	
Label	Estimate	Percent
With related children of the householder under 5 years only	(X)	24.1%
Married couple families	(X)	2.5%
With related children of the householder under 18 years	(X)	2.7%
With related children of the householder under 5 years only	(X)	8.9%
Families with female householder, no spouse present	(X)	18.7%
With related children of the householder under 18 years	(X)	27.6%
With related children of the householder under 5 years only	(X)	55.6%
All people	(X)	8.5%
Under 18 years	(X)	8.9%
Related children of the householder under 18 years	(X)	8.6%
Related children of the householder under 5 years	(X)	11.0%
Related children of the householder 5 to 17 years	(X)	7.9%
18 years and over	(X)	8.4%
18 to 64 years	(X)	8.7%
65 years and over	(X)	7.3%
People in families	(X)	5.2%
Unrelated individuals 15 years and over	(X)	20.9%

Table: ACSDP5Y2021.DP04


SELECTED HOUSING CHARACTERISTICS			
American Community Survey 2017-2021		Spencer town, Tioga County, New York	
Label	Estimate	Percent	
HOUSING OCCUPANCY			
Total housing units	1,362	1,362	
Occupied housing units	1,229	90.2%	
Vacant housing units	133	9.8%	
Homeowner vacancy rate	0.6	(X)	
Rental vacancy rate	8.1	(X)	
UNITS IN STRUCTURE			
Total housing units	1,362	1,362	
1-unit, detached	946	69.5%	
1-unit, attached	19	1.4%	
2 units	29	2.1%	
3 or 4 units	23	1.7%	
5 to 9 units	42	3.1%	
10 to 19 units	21	1.5%	
20 or more units	0	0.0%	
Mobile home	276	20.3%	
Boat, RV, van, etc.	6	0.4%	
YEAR STRUCTURE BUILT			
Total housing units	1,362	1,362	
Built 2020 or later	0	0.0%	
Built 2010 to 2019	35	2.6%	
Built 2000 to 2009	88	6.5%	
Built 1990 to 1999	245	18.0%	
Built 1980 to 1989	237	17.4%	
Built 1970 to 1979	231	17.0%	
Built 1960 to 1969	49	3.6%	
Built 1950 to 1959	92	6.8%	
Built 1940 to 1949	42	3.1%	
Built 1939 or earlier	343	25.2%	
ROOMS			
Total housing units	1,362	1,362	
1 room	39	2.9%	
2 rooms	10	0.7%	
3 rooms	47	3.5%	
4 rooms	239	17.5%	
5 rooms	288	21.1%	
6 rooms	162	11.9%	
7 rooms	81	5.9%	
8 rooms	187	13.7%	
9 rooms or more	309	22.7%	

Table: ACSDP5Y2021.DP04

SELECTED HOUSING CHARACTERISTICS		United States® Census Bureau
American Community Survey 2017-2021	Spencer town, Tioga County, New York	
Label	Estimate	Percent
Median rooms	5.9	(X)
BEDROOMS		
Total housing units	1,362	1,362
No bedroom	40	2.9%
1 bedroom	86	6.3%
2 bedrooms	320	23.5%
3 bedrooms	709	52.1%
4 bedrooms	151	11.1%
5 or more bedrooms	56	4.1%
HOUSING TENURE		
Occupied housing units	1,229	1,229
Owner-occupied	968	78.8%
Renter-occupied	261	21.2%
Average household size of owner-occupied unit	2.47	(X)
Average household size of renter-occupied unit	2.13	(X)
YEAR HOUSEHOLDER MOVED INTO UNIT		
Occupied housing units	1,229	1,229
Moved in 2019 or later	84	6.8%
Moved in 2015 to 2018	292	23.8%
Moved in 2010 to 2014	199	16.2%
Moved in 2000 to 2009	265	21.6%
Moved in 1990 to 1999	194	15.8%
Moved in 1989 and earlier	195	15.9%
VEHICLES AVAILABLE		
Occupied housing units	1,229	1,229
No vehicles available	60	4.9%
1 vehicle available	374	30.4%
2 vehicles available	462	37.6%
3 or more vehicles available	333	27.1%
HOUSE HEATING FUEL		
Occupied housing units	1,229	1,229
Utility gas	251	20.4%
Bottled, tank, or LP gas	240	19.5%
Electricity	121	9.8%
Fuel oil, kerosene, etc.	358	29.1%
Coal or coke	73	5.9%
Wood	136	11.1%

Table: ACSDP5Y2021.DP04

SELECTED HOUSING CHARACTERISTICS		United States® Census Bureau
American Community Survey 2017-2021	Spencer town, Tioga County, New York	
Label	Estimate	Percent
Solar energy	8	0.7%
Other fuel	38	3.1%
No fuel used	4	0.3%
SELECTED CHARACTERISTICS		
Occupied housing units	1,229	1,229
Lacking complete plumbing facilities	6	0.5%
Lacking complete kitchen facilities	9	0.7%
No telephone service available	9	0.7%
OCCUPANTS PER ROOM		
Occupied housing units	1,229	1,229
1.00 or less	1,226	99.8%
1.01 to 1.50	0	0.0%
1.51 or more	3	0.2%
VALUE		
Owner-occupied units	968	968
Less than \$50,000	154	15.9%
\$50,000 to \$99,999	172	17.8%
\$100,000 to \$149,999	248	25.6%
\$150,000 to \$199,999	205	21.2%
\$200,000 to \$299,999	118	12.2%
\$300,000 to \$499,999	49	5.1%
\$500,000 to \$999,999	0	0.0%
\$1,000,000 or more	22	2.3%
Median (dollars)	127,900	(X)
MORTGAGE STATUS		
Owner-occupied units	968	968
Housing units with a mortgage	523	54.0%
Housing units without a mortgage	445	46.0%
SELECTED MONTHLY OWNER COSTS (SMOC)		
Housing units with a mortgage	523	523
Less than \$500	0	0.0%
\$500 to \$999	162	31.0%
\$1,000 to \$1,499	131	25.0%
\$1,500 to \$1,999	159	30.4%

Table: ACSDP5Y2021.DP04

SELECTED HOUSING CHARACTERISTICS		United States [®] Census Bureau
American Community Survey 2017-2021	Spencer town, Tioga County, New York	
Label	Estimate	Percent
\$2,000 to \$2,499	48	9.2%
\$2,500 to \$2,999	16	3.1%
\$3,000 or more	7	1.3%
Median (dollars)	1,371	(X)
Housing units without a mortgage	445	445
Less than \$250	49	11.0%
\$250 to \$399	48	10.8%
\$400 to \$599	177	39.8%
\$600 to \$799	92	20.7%
\$800 to \$999	27	6.1%
\$1,000 or more	52	11.7%
Median (dollars)	562	(X)
SELECTED MONTHLY OWNER COSTS AS A PERCENTAGE OF HOUSEHOLD INCOME (SMOCAPI)		
Housing units with a mortgage (excluding units where SMOCAPI cannot be computed)	523	523
Less than 20.0 percent	204	39.0%
20.0 to 24.9 percent	134	25.6%
25.0 to 29.9 percent	62	11.9%
30.0 to 34.9 percent	7	1.3%
35.0 percent or more	116	22.2%
Not computed	0	(X)
Housing unit without a mortgage (excluding units where SMOCAPI cannot be computed)	421	421
Less than 10.0 percent	156	37.1%
10.0 to 14.9 percent	69	16.4%
15.0 to 19.9 percent	82	19.5%
20.0 to 24.9 percent	32	7.6%
25.0 to 29.9 percent	43	10.2%
30.0 to 34.9 percent	17	4.0%
35.0 percent or more	22	5.2%
Not computed	24	(X)
GROSS RENT		


SELECTED HOUSING CHARACTERISTICS			
American Community Survey 2017-2021		Spencer town, Tioga County, New York	
Label	Estimate	Percent	
Occupied units paying rent	258	258	
Less than \$500	29	11.2%	
\$500 to \$999	98	38.0%	
\$1,000 to \$1,499	114	44.2%	
\$1,500 to \$1,999	17	6.6%	
\$2,000 to \$2,499	0	0.0%	
\$2,500 to \$2,999	0	0.0%	
\$3,000 or more	0	0.0%	
Median (dollars)	1,005	(X)	
No rent paid	3	(X)	
GROSS RENT AS A PERCENTAGE OF HOUSEHOLD INCOME (GRAPI)			
Occupied units paying rent (excluding units where GRAPI cannot be computed)	258	258	
Less than 15.0 percent	28	10.9%	
15.0 to 19.9 percent	27	10.5%	
20.0 to 24.9 percent	75	29.1%	
25.0 to 29.9 percent	23	8.9%	
30.0 to 34.9 percent	3	1.2%	
35.0 percent or more	102	39.5%	
Not computed	3	(X)	

Table: ACSDP5Y2021.DP02

SELECTED SOCIAL CHARACTERISTICS		United States® Census Bureau
American Community Survey 2017-2021	Spencer town, Tioga County, New York	
Label	Estimate	Percent
HOUSEHOLDS BY TYPE		
Total households	1,229	1,229
Married-couple household	590	48.0%
With children of the householder under 18 years	209	17.0%
Cohabiting couple household	118	9.6%
With children of the householder under 18 years	73	5.9%
Male householder, no spouse/partner present	232	18.9%
With children of the householder under 18 years	24	2.0%
Householder living alone	178	14.5%
65 years and over	84	6.8%
Female householder, no spouse/partner present	289	23.5%
With children of the householder under 18 years	52	4.2%
Householder living alone	172	14.0%
65 years and over	93	7.6%
Households with one or more people under 18 years	382	31.1%
Households with one or more people 65 years and over	349	28.4%
Average household size	2.40	(X)
Average family size	2.84	(X)
RELATIONSHIP		
Population in households	2,951	2,951
Householder	1,229	41.6%
Spouse	587	19.9%
Unmarried partner	148	5.0%
Child	786	26.6%
Other relatives	141	4.8%
Other nonrelatives	60	2.0%
MARITAL STATUS		
Males 15 years and over	1,206	1,206
Never married	406	33.7%
Now married, except separated	613	50.8%

Table: ACSDP5Y2021.DP02

SELECTED SOCIAL CHARACTERISTICS		United States [®] Census Bureau
American Community Survey 2017-2021	Spencer town, Tioga County, New York	
Label	Estimate	Percent
Separated	10	0.8%
Widowed	40	3.3%
Divorced	137	11.4%
Females 15 years and over	1,194	1,194
Never married	334	28.0%
Now married, except separated	587	49.2%
Separated	20	1.7%
Widowed	152	12.7%
Divorced	101	8.5%
FERTILITY		
Number of women 15 to 50 years old who had a birth in the past 12 months	30	30
Unmarried women (widowed, divorced, and never married)	4	13.3%
Per 1,000 unmarried women	12	(X)
Per 1,000 women 15 to 50 years old	44	(X)
Per 1,000 women 15 to 19 years old	97	(X)
Per 1,000 women 20 to 34 years old	48	(X)
Per 1,000 women 35 to 50 years old	25	(X)
GRANDPARENTS		
Number of grandparents living with own grandchildren under 18 years	41	41
Grandparents responsible for grandchildren	4	9.8%
Years responsible for grandchildren		
Less than 1 year	2	4.9%
1 or 2 years	0	0.0%
3 or 4 years	0	0.0%
5 or more years	2	4.9%

Table: ACSDP5Y2021.DP02

SELECTED SOCIAL CHARACTERISTICS		United States® Census Bureau
American Community Survey 2017-2021	Spencer town, Tioga County, New York	
Label	Estimate	Percent
Number of grandparents responsible for own grandchildren under 18 years	4	4
Who are female	2	50.0%
Who are married	0	0.0%
SCHOOL ENROLLMENT		
Population 3 years and over enrolled in school	643	643
Nursery school, preschool	16	2.5%
Kindergarten	20	3.1%
Elementary school (grades 1-8)	380	59.1%
High school (grades 9-12)	119	18.5%
College or graduate school	108	16.8%
EDUCATIONAL ATTAINMENT		
Population 25 years and over	2,094	2,094
Less than 9th grade	38	1.8%
9th to 12th grade, no diploma	89	4.3%
High school graduate (includes equivalency)	742	35.4%
Some college, no degree	434	20.7%
Associate's degree	227	10.8%
Bachelor's degree	386	18.4%
Graduate or professional degree	178	8.5%
High school graduate or higher	1,967	93.9%
Bachelor's degree or higher	564	26.9%
VETERAN STATUS		
Civilian population 18 years and over	2,305	2,305
Civilian veterans	125	5.4%
DISABILITY STATUS OF THE CIVILIAN NONINSTITUTIONALIZED POPULATION		
Total Civilian Noninstitutionalized Population	2,964	2,964
With a disability	360	12.1%

Table: ACSDP5Y2021.DP02

SELECTED SOCIAL CHARACTERISTICS		United States® Census Bureau
American Community Survey 2017-2021	Spencer town, Tioga County, New York	
Label	Estimate	Percent
Under 18 years	672	672
With a disability	47	7.0%
18 to 64 years	1,826	1,826
With a disability	142	7.8%
65 years and over	466	466
With a disability	171	36.7%
RESIDENCE 1 YEAR AGO		
Population 1 year and over	2,957	2,957
Same house	2,562	86.6%
Different house (in the U.S. or abroad)	395	13.4%
Different house in the U.S.	395	13.4%
Same county	270	9.1%
Different county	125	4.2%
Same state	75	2.5%
Different state	50	1.7%
Abroad	0	0.0%
PLACE OF BIRTH		
Total population	2,987	2,987
Native	2,911	97.5%
Born in United States	2,889	96.7%
State of residence	1,883	63.0%
Different state	1,006	33.7%
Born in Puerto Rico, U.S. Island areas, or born abroad to American parent(s)	22	0.7%
Foreign born	76	2.5%
U.S. CITIZENSHIP STATUS		
Foreign-born population	76	76
Naturalized U.S. citizen	75	98.7%
Not a U.S. citizen	1	1.3%
YEAR OF ENTRY		
Population born outside the United States	98	98
Native	22	22
Entered 2010 or later	0	0.0%
Entered before 2010	22	100.0%
Foreign born	76	76
Entered 2010 or later	0	0.0%
Entered before 2010	76	100.0%

Table: ACSDP5Y2021.DP02



SELECTED SOCIAL CHARACTERISTICS			
American Community Survey 2017-2021		Spencer town, Tioga County, New York	
Label	Estimate	Percent	
WORLD REGION OF BIRTH OF FOREIGN BORN			
Foreign-born population, excluding population born at sea	76	76	
Europe	43	56.6%	
Asia	16	21.1%	
Africa	4	5.3%	
Oceania	0	0.0%	
Latin America	13	17.1%	
Northern America	0	0.0%	
LANGUAGE SPOKEN AT HOME			
Population 5 years and over	2,835	2,835	
English only	2,748	96.9%	
Language other than English	87	3.1%	
Speak English less than "very well"	21	0.7%	
Spanish	28	1.0%	
Speak English less than "very well"	0	0.0%	
Other Indo-European languages	33	1.2%	
Speak English less than "very well"	15	0.5%	
Asian and Pacific Islander languages	24	0.8%	
Speak English less than "very well"	4	0.1%	
Other languages	2	0.1%	
Speak English less than "very well"	2	0.1%	
ANCESTRY			
Total population	2,987	2,987	
American	158	5.3%	
Arab	0	0.0%	
Czech	13	0.4%	
Danish	5	0.2%	
Dutch	155	5.2%	
English	445	14.9%	
French (except Basque)	119	4.0%	

Table: ACSDP5Y2021.DP02

SELECTED SOCIAL CHARACTERISTICS			
American Community Survey 2017-2021		Spencer town, Tioga County, New York	
Label	Estimate	Percent	
French Canadian	11	0.4%	
German	515	17.2%	
Greek	0	0.0%	
Hungarian	24	0.8%	
Irish	348	11.7%	
Italian	184	6.2%	
Lithuanian	0	0.0%	
Norwegian	39	1.3%	
Polish	82	2.7%	
Portuguese	22	0.7%	
Russian	29	1.0%	
Scotch-Irish	39	1.3%	
Scottish	62	2.1%	
Slovak	1	0.0%	
Subsaharan African	6	0.2%	
Swedish	12	0.4%	
Swiss	0	0.0%	
Ukrainian	16	0.5%	
Welsh	9	0.3%	
West Indian (excluding Hispanic origin groups)	2	0.1%	
COMPUTERS AND INTERNET USE			
Total households	1,229	1,229	
With a computer	1,100	89.5%	
With a broadband Internet subscription	1,047	85.2%	